



SIGNFIX™

Engineered Modular Sign Support Systems



BAND-IT®
THE CLAMPING EXPERTS

IDEX
IDEX CORPORATION

Signfix™ is a product line and brand of BAND-IT IDEX, INC.

SIGNFIX® Product Overview

SIGNFIX Modular Sign Support Systems are recognized by sign fabricators as a quicker, easier and cost effective method to mount all sizes of signs to any size or shape of pole.

SIGNFIX Channel Extrusions are manufactured from 6000-T5 Aluminum alloy to provide excellent corrosion resistance and high strength structural properties. Each channel extrusion has the identical channel hardware configuration which allows the simple mix and match design for attaching hardware to round poles, square posts, and I-beam structures.

SIGNFIX Mounting Hardware is manufactured from Type 304 stainless steel to prevent corrosion while providing reliable strength.

SIGNFIX Cantilever Arms provide full-length sign support for sign lengths up to 72" (or 9.5 square feet of surface area) and .125" thick, while meeting 80MPH wind load requirements. Signfix Cantilever Arms provide improved bi-directional visibility and require less maintenance.

SIGNFIX Bolts are provided with an M8 metric thread, have an ultimate tensile strength of 10,153 PSI and should be tightened to a maximum torque load of 19 ft – Lbs.

Applications

DOT Signs

SIGNFIX Large Channel Extrusion with 3M™ VHB™ tape used to assemble and mount this 12' x 8' sign. This 4-panel .080 gauge aluminum sign was assembled in 25 minutes and installed in less than one hour.



Stiffener placement was determined using the SIGNFIX Stiffener Spacing software.



Cantilever Signs



Las Vegas, Nevada specified SIGNFIX cantilever arms for their oversized street name signs. Strength and ease-of-installation were determining factors in this decision.



Louisiana D.O.T. field office signs were mounted using the SIGNFIX Cantilever Arm System. The signs are 5' x 2' and 5' x 1' and made from 0.080 gauge aluminum.

Oversized Street Name Signs



San Diego, California has been improving and enlarging their signs. SIGNFIX was chosen because of its ease of application and strength. These 10' wide, 18" tall signs were installed using Medium Channel Extrusion and Universal Channel Clamps. Installation time less than 5 minutes per sign.



Informational Signs

SIGNFIX Medium Channel Extrusion was used to offset mount this 4' X 5' guide sign away from traffic. Installation time less than 5 minutes.




This 4' x 4' .080 gauge aluminum sign was installed in less than 5 minutes using SIGNFIX Large Corner Angle Channel Extrusion and Universal Channel Clamps. Using the SIGNFIX Channel Spacing Software, the sign was designed for a 100 mph wind load according to AASHTO specifications.



Mast Arm Signs

These oversized guide signs were mounted to the mast arm using SIGNFIX Medium Channel and Universal Channel Clamp. The largest sign is 6' x 6'.



This 2' x 6' sign was assembled and installed with Medium Channel Extrusion and Universal Channel Clamps. Built for high wind loads, the sign can be quickly mounted level in spite of the mast arm angle.




Other Applications

This 48" stop sign kept tearing through the rivets and washers used to mount it to the pre-punched tubing. Once again SIGNFIX Extrusions and RHS Clamps were used to solve the problem.




Approved application, Aurora, Colorado. This 2' x 7' double sided sign has 3/4" of its outside edge framed using SIGNFIX Cantilever Arms and SX0176 "Tee" extrusion.

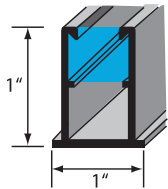


SX0068 Corner Plate to join Extrusions

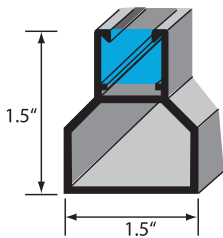
Support Channel Extrusions

For mounting and stiffening any size sign.

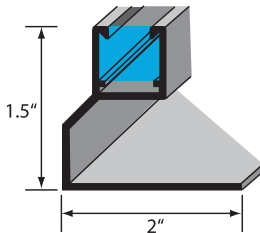
 SIGNFIX Channel Extrusions have identical configurations allowing the use of all SIGNFIX hardware with any extrusion.



SX0073-20 Medium Channel Extrusion
10' Stock Length
Package Quantity 20



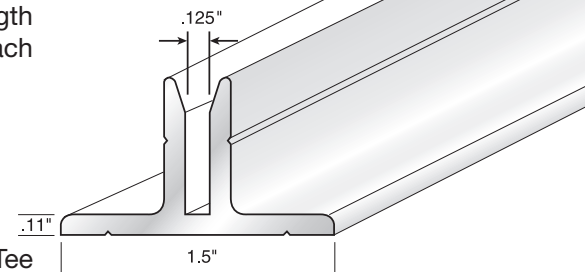
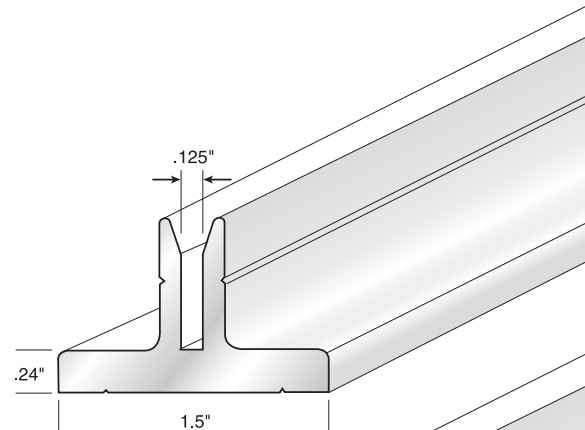
SX0130-6 Large Channel Extrusion
10' Stock Length
Package Quantity 6



SX0090-8 Large Corner Angle Channel Extrusion
10' Stock Length
Package Quantity 8

SX0176 Extrusion, Double-Tee, Heavy Duty
12' Stock Length
Sold by each

SX0178 Extrusion, Double-Tee
10' Stock Length
Sold by each



Stainless Steel/Aluminum Cantilever Arms

- For mounting double faced signs to improve visibility.
- All SIGNFIX Cantilever Arms accept sign blanks up to 1/8" thick. (Drill through the extrusion and blank, then rivet for strength.)
- Cantilever Arms are sold individually, **but must be installed in pairs.**



Short Length Cantilever Arms

	<u>Length</u>
SX0405	18"
SX0406	24"
SX0407	30"

Standard Length Cantilever Arms

	<u>Length</u>
SX0408	36"
SX0409	42"
SX0410	48"


Extended Length Cantilever Arms

	<u>Length</u>
SX0331	54"
SX0332	60"
SX0333	66"
SX0334	72"

Corner Angle Cantilever Assembly

When a single arm with side support is all you need.

	<u>Length</u>
SX0360	24"
SX0397	30"
SX0398	36"



All SIGNFIX bolt assemblies are M8 Metric thread.

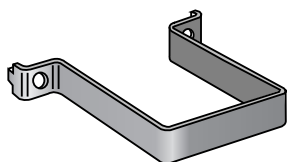
Mast Arm Components

Components are used to join extrusions.

SX0068-100 Corner Plate
Package Quantity 100

SX0089-100 Straight Corner Brace
Package Quantity 100

Square Post Clamps



SX0061-100 SX0062-100
Package Quantity 100

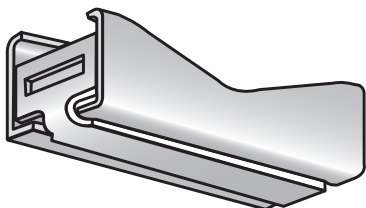
Can be used on Rectangular Posts!

- Used to attach channel extrusions to square posts.

SX0061-100 2" X 2"
SX0062-100 2-1/2" X 2-1/2"

- Includes two Lip-Lock Bolt assemblies.
- Clamp is designed to slide into position in any SIGNFIX Channel Extrusion.

Universal Channel Clamp

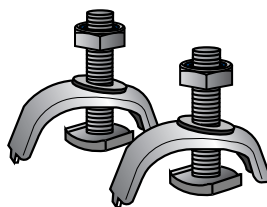


SX0220-100

- Compatible with all SIGNFIX Channel extrusions.
- During installation, the assembly becomes fully adjustable to any size or style sign post when used with BAND-IT Band and Buckle or Ultra-Lok Free End System.

Package Quantity 100

Flange Clamp

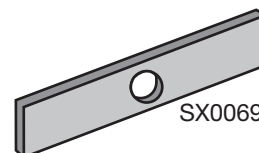


Used to attach channel extrusions to flanged posts such as I beam.

SX0067-100
RSJ Clamp with Stainless Steel 35mm x M8 Lip-Lock bolt, washer, and nylok nut.



SX0084
SX0085



SX0069

Threaded Stud and Insert Plate

SX0084-100 Threaded Stud, Rod 5"
SX0085-100 Threaded Stud, Rod 7"
SX0069-100 Insert Plate

Package Quantity 100

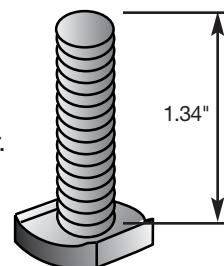
- For attaching extrusions to wood posts and pre-punched steel or aluminum posts.
- Slide inset plate into support extrusion channel, screw in threaded rod, secure to post with nut and washer. (M8 metric thread, nut and washer not included.)
- Insert Plate has a stainless steel threaded hole.
- Use SX0069 Insert Plate with SX0084 and SX0085 Threaded Stud.

Lip-Lok Bolt Assembly

SX0121-100

- Shape of head provides maximum contact with inside of channel extrusion for superior holding power.
- Stainless Steel, M8 Metric Thread.
- Includes nut and washer.

Package Quantity 100



Band and Buckle Systems from BAND-IT To Mount Your SIGNFIX Application

**High strength fastening and clamping.
Wide variety of materials, widths, and thicknesses.
Can be formed to virtually any diameter and shape.**



UL4000-B Tool with Ultra-Lok band and buckle



Ultra-Lok Tote



BAND-IT Totes

Ultra-Lok® Systems


- Apply 5 times faster than band and buckle with hand tools.
- Form band lock under full tension, meaning less slippage.
- Correct assembly guided by matching arrow indicators on band and buckle.
- Offers good resistance to oxidation and many moderate corrosive agents.
- Type 201 1/4 hard SS band provides greater material strength allowing tighter clamps and can be double wrapped for additional strength.
- 3/4" bands supplied in plastic tote, 1/2" band supplied in flat cardboard boxes.
- Ultra-Lok Free End clamps available with decorative coating.
- Application tools: UL4000-B rechargeable portable tool, UL9010 110-volt AC, corded electric tool.
- Ultra-Lok Buckles are required for use with Ultra-Lok bands.

BAND-IT Band

- Type 201 SS, bright annealed finish sets the standard with a combination of high strength and quality appearance.
- Offers good resistance to oxidation and many moderate corrosive agents.
- EASY SCALE - a patented imprint right on the band. Eliminates complicated measuring by allowing users to quickly and precisely roll out the exact length of band needed for any clamp.
- Durable plastic dispensers available.
- Application tools: C00169, C00369, and C40099.

Decorative Coated Free End Clamps and Hardware

These clamps can be applied to many BAND-IT products to match contemporary styles of posts, poles and mounting hardware with durable, color-coordinated powder coated finishes. Contact us for more information.



Many Colors!



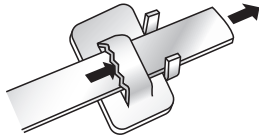
BEFORE



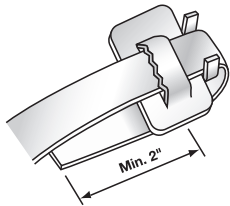
AFTER
custom color coating
from **BAND-IT**

***For more information on clamping systems, see BAND-IT's product catalog
or visit us online at www.band-it-idex.com***

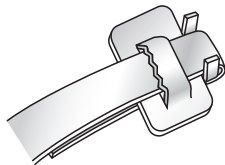
Forming a band clamp and operating the C00169 and C00369 tool



1. Pull appropriate length of band from BAND-IT Tote (approx. 3 1/2 times the diameter of the pole or mast arm for a single-wrapped clamp and double-wrapped clamp. Add 6 – 8 inches for both single-wrapped and double-wrapped clamps to accommodate the tail and bracket design.) Cut the band using one of the BAND-IT tools with built-in cutter. One end of the band will be very flat and the opposite end will be slightly bent from the cut-off.



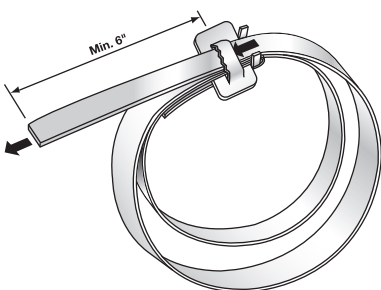
2. Holding the buckle in one hand, with ears pointing upward and to the right as shown, insert the bent or twisted end of the band through the buckle "bridge," past the ears and bend so that at least 2 inches are underneath the buckle.




3. Squeeze the "lip wrap" to flatten the bend preventing "pull-out" during tensioning.



4. Wrap band through sign bracket and around the pole or mast arm and thread through bridge as shown.



5. Repeat a second wrap of band through the bracket and buckle for a continuous double-wrap application. Double-wrapping develops greater radial compression than single-wrapped clamps and more than doubles the holding strength for heavy objects and high wind loads.



6. Place band in open slot of tool nose and gripper block. Move into slot as far as possible to prevent buckle from sliding into tool nose. With thumb on band gripper lever, apply tension by turning handle of tool. After tension is created, it is no longer necessary to hold the band gripper lever as it locks itself under tension. When band stops moving through buckle, maximum tension has been applied. Stop turning handle.



7. To set the lock and cut off band, roll tool nose over buckle, relieving a slight amount of tension by backing off tension handle during this fold over operation. Failure to back off tension handle throughout the entire course of roll over may result in breaking band. On the other hand, releasing too much tension may result in a loose clamp.



8. Pull cutting handle to cut the band.

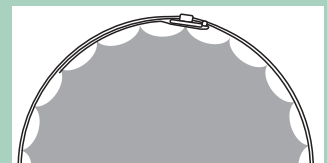


9. Remove tool, holding stub of band down with thumb.

10. Hold clamp tail down between ears while hammering the buckle ears down to hold band stub in place. This completes the secure BAND-IT clamp.

Fluted Pole Applications

When tensioning a conventional clamp over a fluted pole, it is necessary to extend the length of the "lip wrap" several inches to assure contact with 2 or 3 flute ridges. Buckle placement over a ridge is important to provide support for the lock and prevent the "lip wrap" from shifting.





BAND-IT®

THE CLAMPING EXPERTS



Presented by:

WORLD HEADQUARTERS

NORTH AMERICAN OPERATIONS

BAND-IT-IDEX, Inc.

Western Hemisphere Sales and Marketing

Phone: (1) 303-320-4555

Fax: (1) 303-333-6549

Email: info.BAND-IT@idexcorp.com

Website: www.BAND-IT-IDEX.com

EUROPEAN OPERATIONS

Europe Sales and Marketing

BAND-IT Company LTD.

Phone: (44) 1246-479479

(44) 1246-479480

Fax: (44) 1246-476324

Email: BAND-ITUKInfo.BAND-IT@idexcorp.com

Website: www.band-it.co.uk

CHINA OPERATIONS

China Sales and Marketing

Phone: (021) 62826348-308

Fax: (021) 62826348-311

Email: gli@idexcorp.com

Website: www.band-it.com.cn



LATIN AMERICAN SALES OFFICE

Phone: (52) 55-5825-8502

Fax: (52) 55-5825-8502

Email: felixponce@prodigy.net.mx

PACIFIC RIM OPERATIONS

BAND-IT Clamps (Asia) Pte. LTD.

Asia/Pacific Sales and Marketing

Phone: (65) 62658853

(65) 62658783

Fax: (65) 62658902

Email: SingaporeSales.BAND-IT@idexcorp.com

Website: www.band-it-clamps.com